

# Building in Public

Your friends might be your best QA team.

Most users will quit if your product has bugs.

But your friends and connections? They'll DM you about bugs and improvement suggestions.



**Khur Boon Kgim**

AI-Powered Dad and Technopreneur



# Why Build in Public?

When your product is early stage, it hasn't been fully tested in the real world.

## THE REALITY

Most users will quit if your product doesn't work for them or has bugs.

## THE ADVANTAGE

Your friends and connections will DM you about bugs and improvement suggestions.

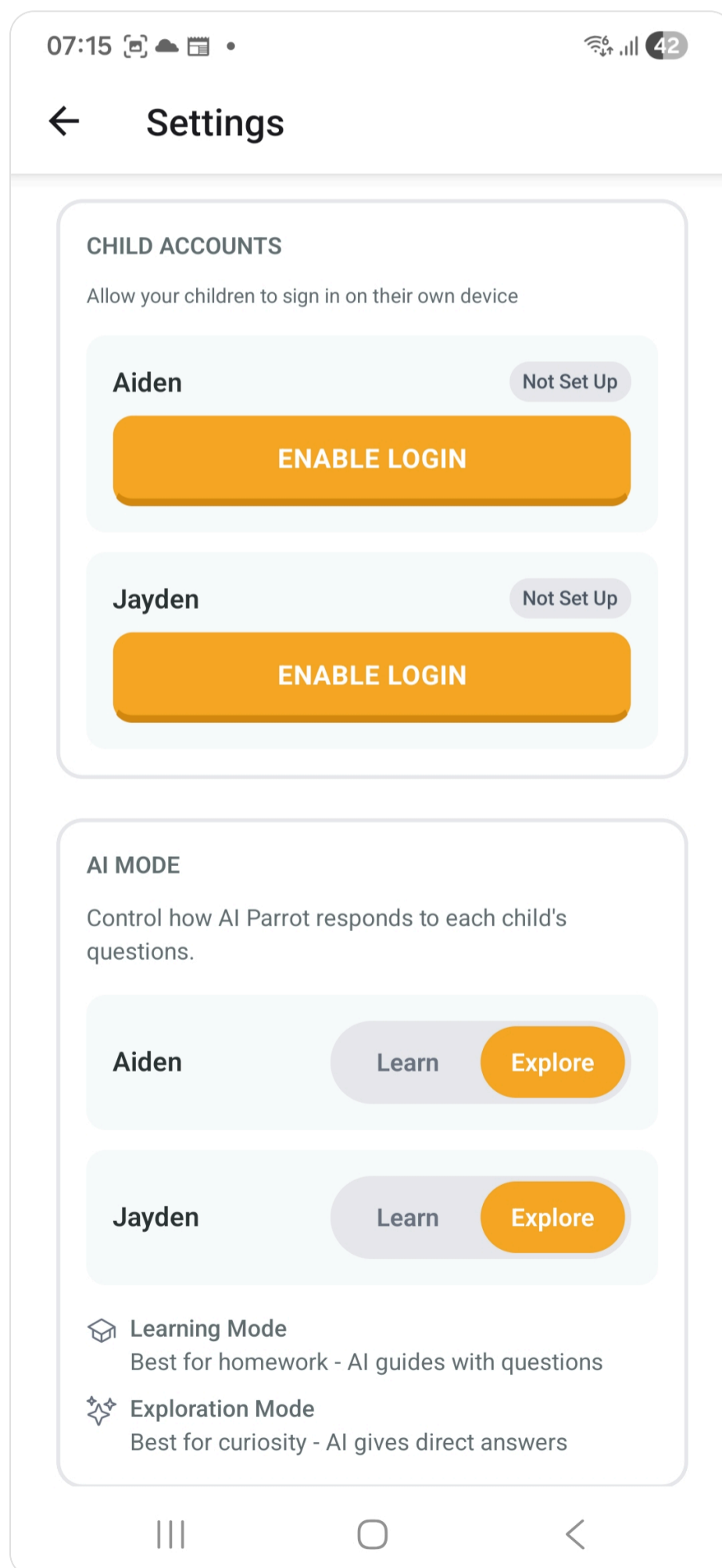
**Thanks Wilson and Cherylene.**



## AI Parrot

# Child Account Login

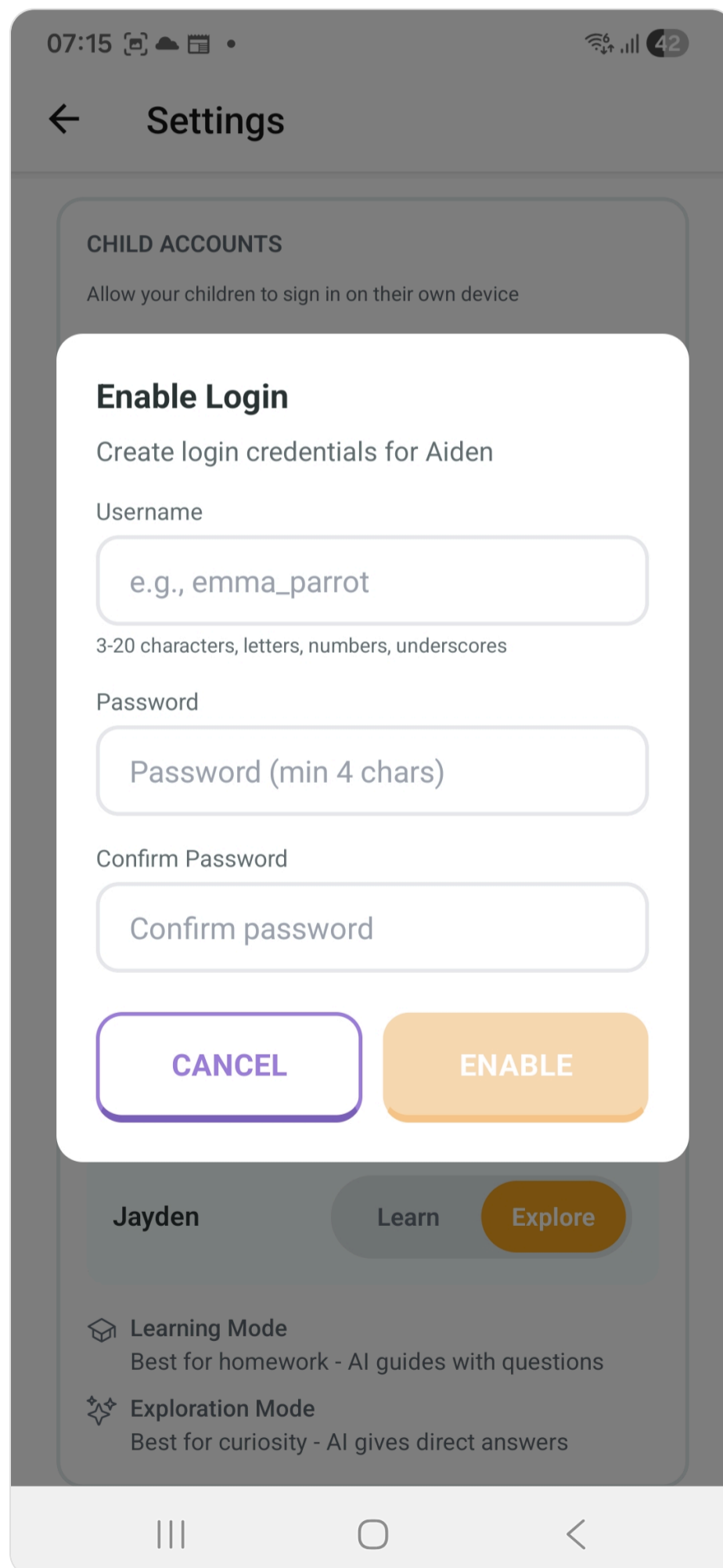
Parents can enable login for their children with a username and password.



## AI Parrot

# Create Login Credentials

Set a username and password for your child's account.



07:15 [🔍] [🌤️] [📅] • [📶] [📶] [🔋] 42

← Settings

**CHILD ACCOUNTS**  
Allow your children to sign in on their own device

**Enable Login**  
Create login credentials for Aiden

Username  
e.g., emma\_parrot  
3-20 characters, letters, numbers, underscores

Password  
Password (min 4 chars)

Confirm Password  
Confirm password

**CANCEL** **ENABLE**

Jayden **Learn** **Explore**

📖 Learning Mode  
Best for homework - AI guides with questions

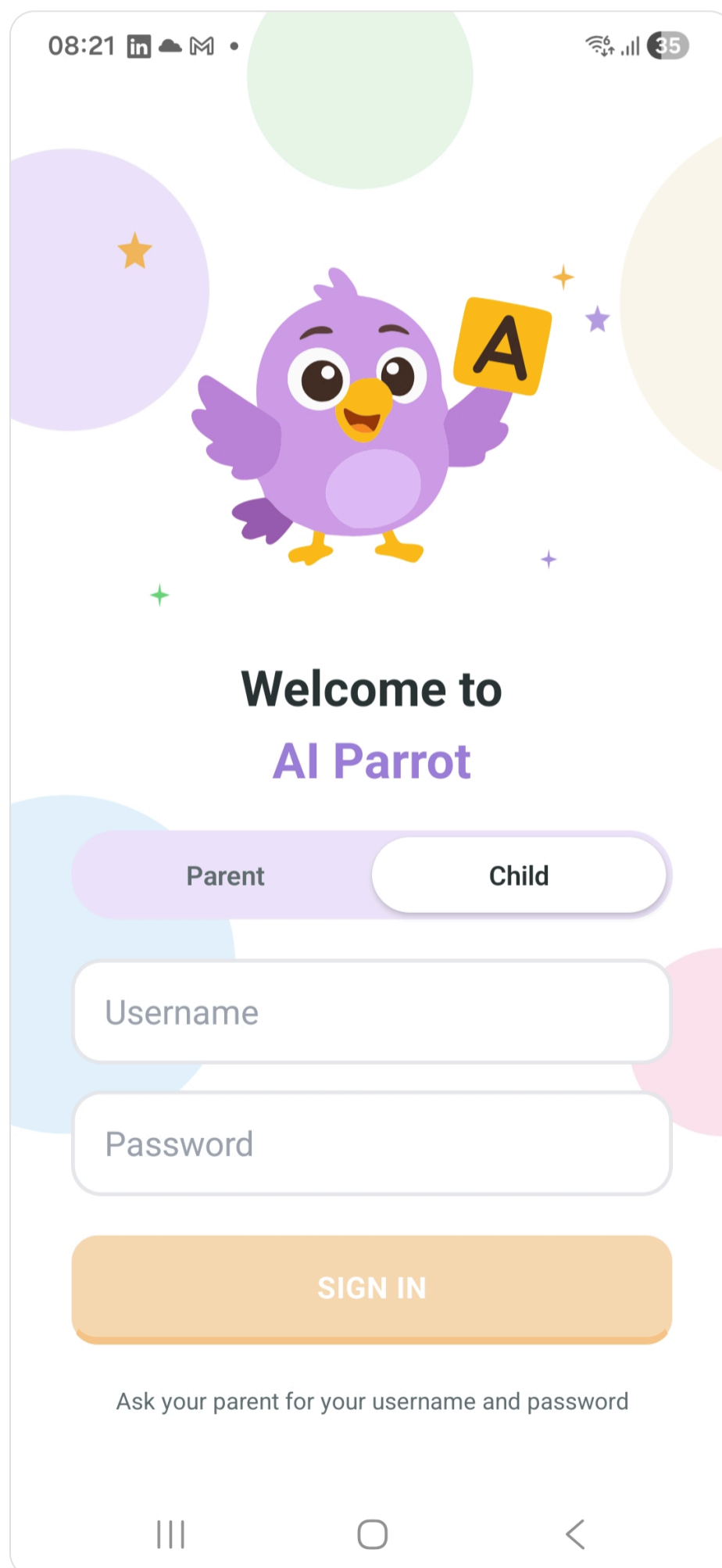
🌟 Exploration Mode  
Best for curiosity - AI gives direct answers







||| ○ <


AI Parrot

# Child Sign In

Children sign in on their own device with their username and password.



08:21       35



**Welcome to**  
**AI Parrot**

Parent  Child

Username

Password

**SIGN IN**

Ask your parent for your username and password

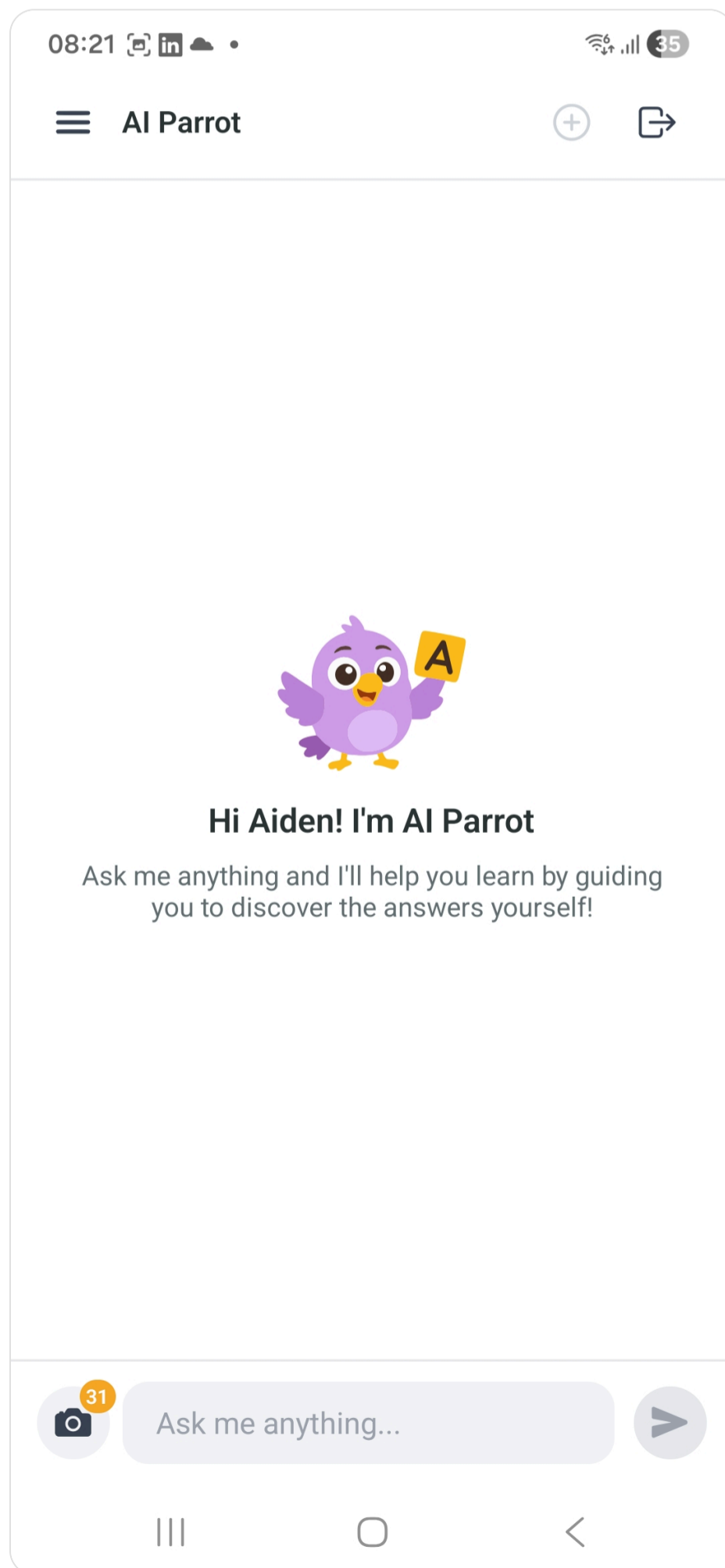
||| ○ <



## AI Parrot

# Restricted Access

Child sees only their chat screen. No settings, no profile switching.  
Just a safe chat screen.



## Spell Parrot

# Select Words for Practice

Choose which words to include in each session. Skip words they already know during repeat practice.

The screenshot shows the 'Term 1 Week 4 (TWC)' screen in the Spell Parrot app. At the top, the time is 09:25 and the battery is at 30%. Below the title bar, there is a 'Hide Words' toggle switch which is currently turned off. A list of seven words is displayed, each with a speaker icon and a selection checkbox. The words and their selection status are: 1. crimson (checked), 2. mistake (unchecked), 3. panic (checked), 4. scampered (unchecked), 5. scorching (unchecked), 6. scraped (checked), and 7. shrieked (checked). At the bottom of the list is an orange button labeled 'START PRACTICE (7 WORDS)'. The app's bottom navigation bar is visible at the very bottom.

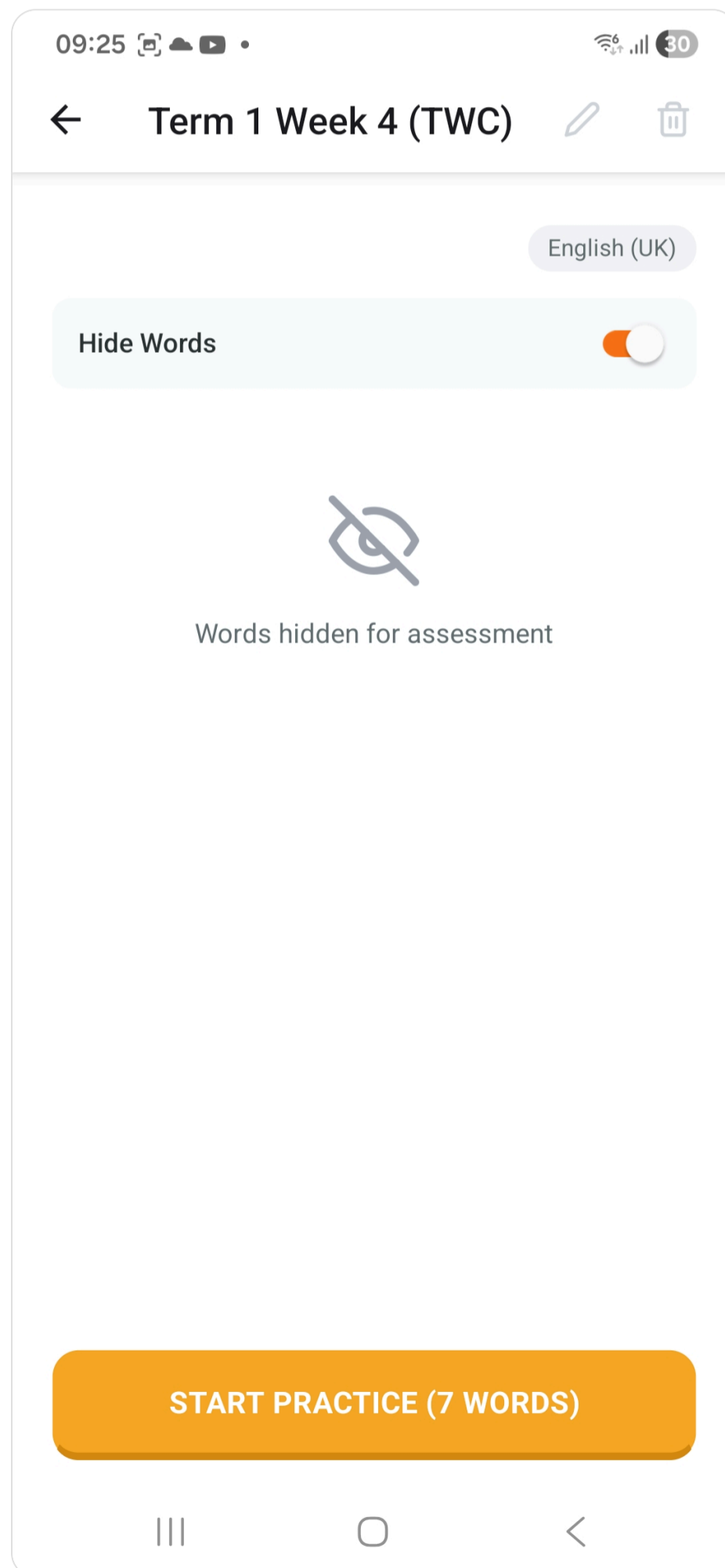
Word	Speaker Icon	Selection Status
1. crimson	🔊	<input checked="" type="checkbox"/>
2. mistake	🔊	<input type="checkbox"/>
3. panic	🔊	<input checked="" type="checkbox"/>
4. scampered	🔊	<input type="checkbox"/>
5. scorching	🔊	<input type="checkbox"/>
6. scraped	🔊	<input checked="" type="checkbox"/>
7. shrieked	🔊	<input checked="" type="checkbox"/>

**START PRACTICE (7 WORDS)**

## Spell Parrot

# Hide Words Mode

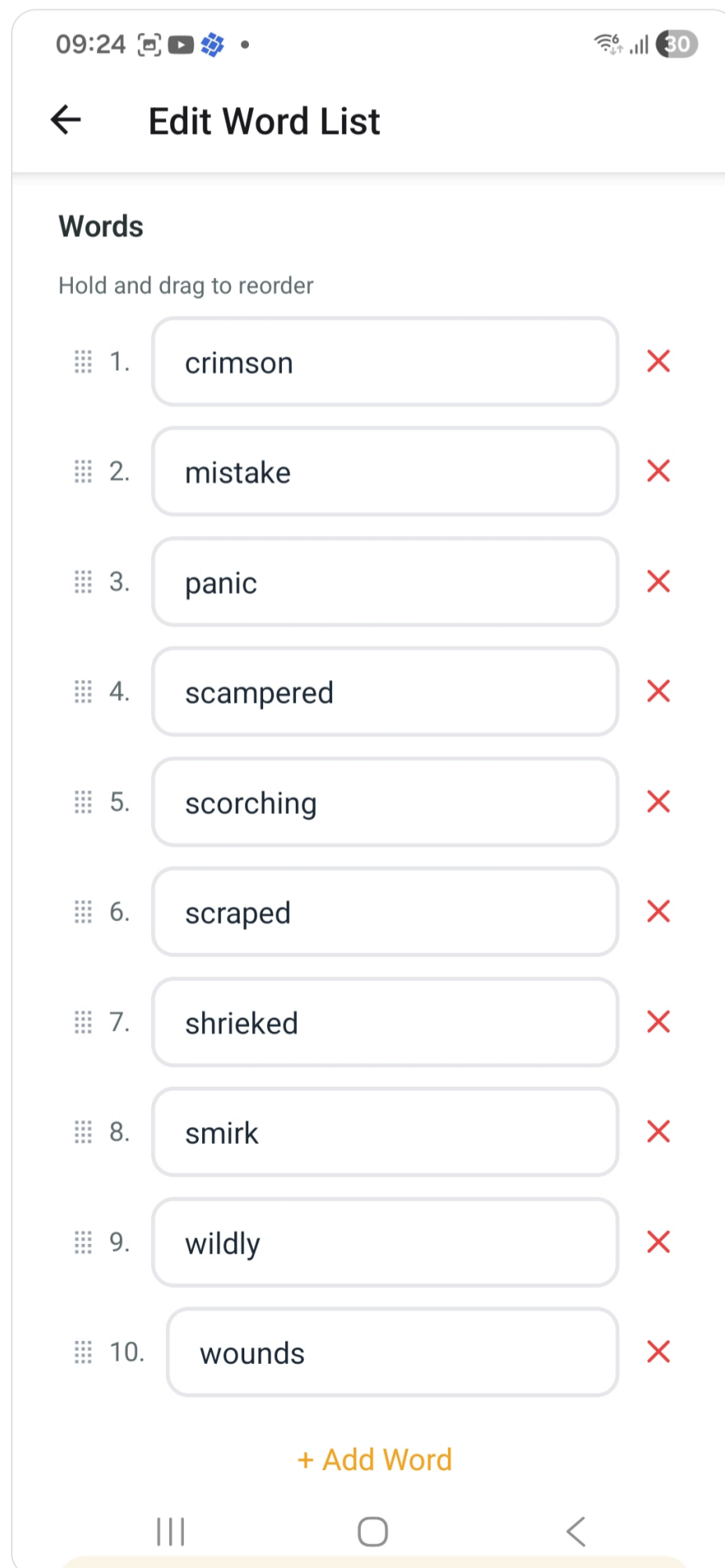
PIN-protected toggle to hide answers during practice. Prevent your kid from peeking at the list when you assess them.



## Spell Parrot

# Reorder Words

Hold and drag to arrange your spelling list. This addresses OCR not returning words in the right order sometimes.



# Bug Fixes

Squashed by feedback from friends.

## AI PARROT

Keyboard was blocking chat input on iOS 26.2. **Fixed.**

## SPELL PARROT

No sound when the hardware silent switch is on in iOS. **Fixed.**

# Let's Connect

How do you collect early feedback from your users?

- > Follow for more building in public updates
- > Repost to help fellow builders
- > Comment with your experience

#BuildInPublic #AIforKids #EdTech #Startup #ProductDevelopment



**Khur Boon Kgim**

AI-Powered Dad and Technopreneur